


FIRE SAFETY

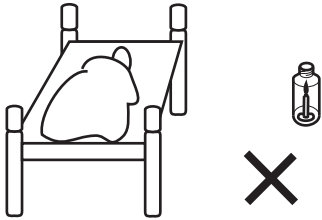
PREVENTION

- NO open fires or bare flames inside tents

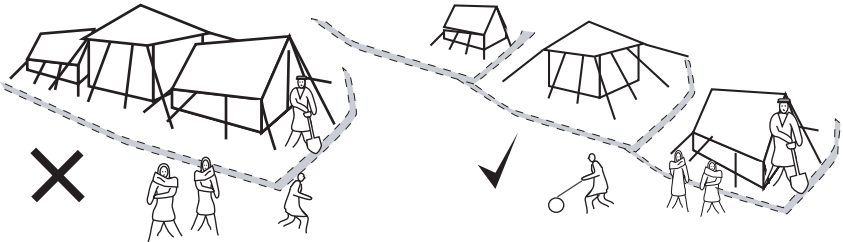


✓  


- Candles must be placed in lamps or in jars



- Never leave a candle lit while sleeping or when leaving the tent.



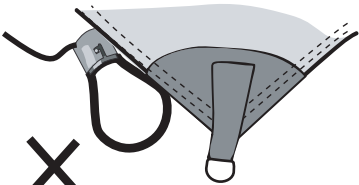
- Tents walls must be a minimum of 16 feet apart.



- Stoves must not touch tent walls.
- Chimneys should go through a solid wall or through a fire-proof plate.



- Do not smoke inside tents.



- Electric light bulbs must be at least 6 inches from the tent canvas.

PREPAREDNESS




- Set up community fire committees, for training and fire fighting.




- Make fire stations with buckets, sand, fire beaters and fire extinguishers.


IN CASE OF FIRE

clothes on fire



STOP, DROP AND ROLL.
If your clothes are on fire, STOP where you are, DROP to the ground and ROLL to extinguish the flames

tent on fire



- Check that there is no-one inside.
THEN knock down the tent. This will help stop the fire from spreading.

burns

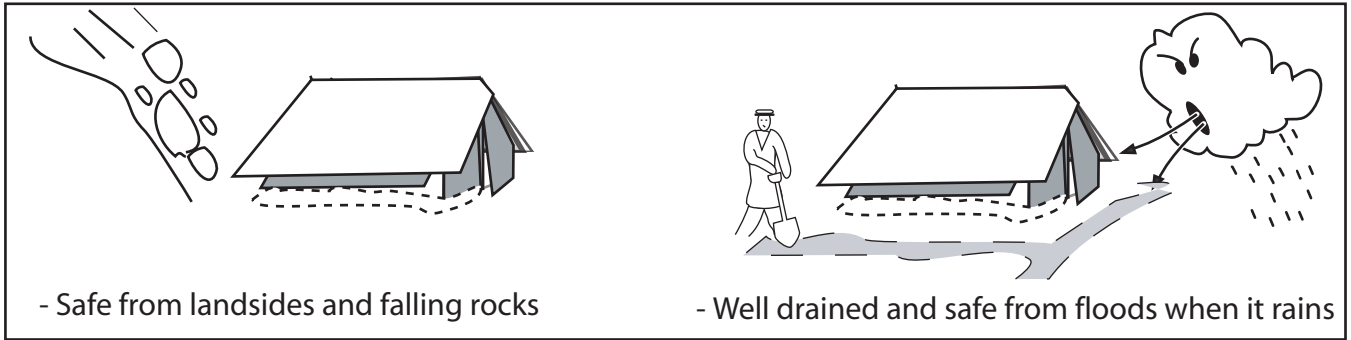


- Cool the burn area with cold water or a wet cloth immediately.

WINTERISING TENTS

This guide contains some simple suggestions on how tents can be upgraded if families have the correct materials.

CHOOSE A SAFE SITE



IMPROVE TENT

